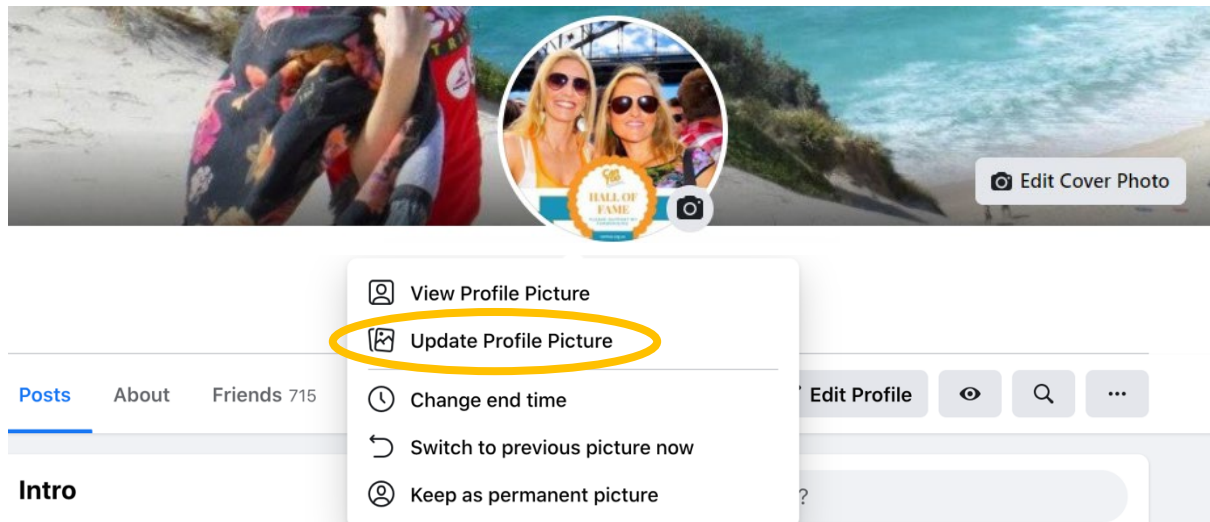


HOW TO ADD A CAN TOO HALL OF FAME FRAME ON MY FACEBOOK PROFILE PIC ON MY COMPUTER

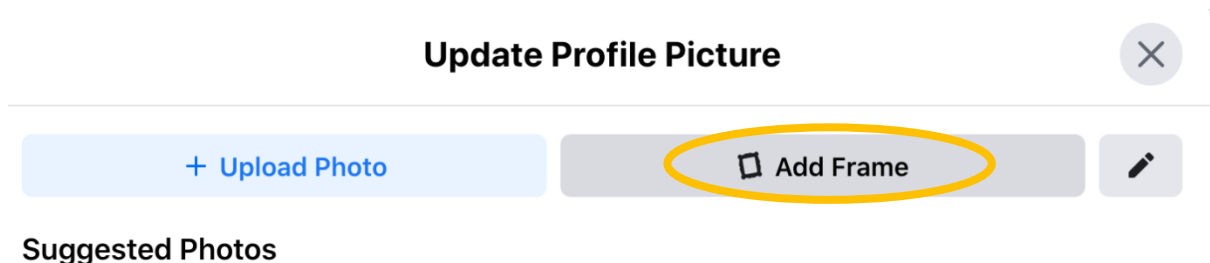
Congratulations on becoming a Can Too Hall of Famer. To share your achievement and support your fundraising please upload a Can Too Hall of Fame Profile Picture Frame to your Facebook account. Please follow the instructions below and email: info@cantoo.org.au if you have any questions.

1. CLICK ON YOUR PROFILE PIC

2. CHOOSE 'UPDATE PROFILE PICTURE'



3. SELECT: "ADD FRAME"



4. TYPE IN SEARCH FIELD UNDER CHOOSE A FRAME: "CAN TOO HALL OF FAME"

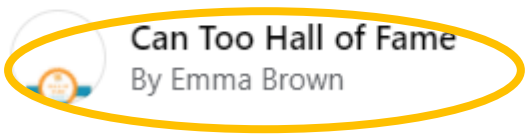
THEN SELECT ONE OF THE CAN TOO HALL OF FAME FRAMES (THERE ARE 2 OPTIONS SEE PICTURED BELOW:)



Add a Frame to Your Profile Picture ✕

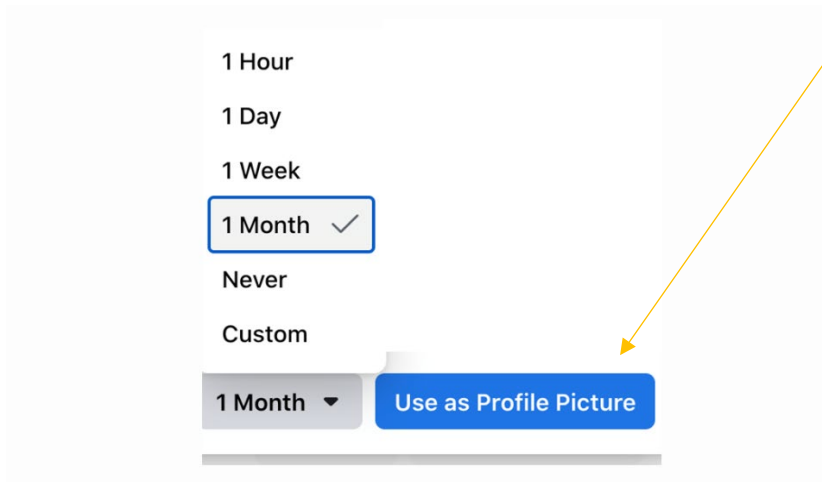
Choose a Frame

Can Too Hall of fame

 Can Too Hall of Fame
By Emma Brown ...

5. SET THE 'DURATION' E.G 1 MONTH, 'CUSTOM' OR 'NEVER'.

THEN CLICK 'USE AS PROFILE PICTURE'



6. AN 'UPDATED YOUR PROFILE PIC' POST WILL AUTOMATICALLY APPEAR IN YOUR NEWS FEED

CLICK ON THE EDIT BUTTON. THEN EDIT THIS POST TO ADD A MESSAGE AND INCLUDE YOUR FUNDRAISING PAGE LINK



SEE BELOW EXAMPLE OF A POST MESSAGE:

I have been training with the Can Too Foundation to raise funds for cancer research. I've reached my fundraising goal to become a Can Too Hall of Famer.

Thank you to everyone who has supported my fundraising. If you would like to support cancer research and prevention, please donate to my fundraising page <add your fundraising page link>

Find out more about what a Can Too Hall of Famer is: cantoo.org.au/news

SCREENSHOT OF AN UPDATED PROFILE PIC POST



PLEASE NOTE IF YOU WANT TO SWITCH BACK TO YOUR PREVIOUS PROFILE PICTURE OR UPDATE TO A NEW FRAME.

You need to upload your previous profile picture without the frame, which will appear in the options to choose from of your previous profile pics. So you must start with a profile picture without a frame, this prevents one frame from appearing on top of the other one.

Any questions please email: info@cantoo.org.au